

Amundi MSCI World SRI Climate Paris Aligned UCITS ETF Acc

EQUITY ■

FACTSHEET

Marketing
Communication

31/10/2025

Key Information (Source: Amundi)

Net Asset Value (NAV) : **103.22 (EUR)**
NAV and AUM as of : **31/10/2025**
Assets Under Management (AUM) :
3,599.61 (million EUR)
ISIN code : **IE000Y77LGG9**
Replication type : **Physical**
Benchmark :
100% MSCI WORLD SRI FILTERED PAB

Objective and Investment Policy

The objective of the Sub-Fund is to track the performance of the MSCI World SRI Filtered PAB Index (the "Index"). The Sub-Fund aims to achieve a level of tracking error of the Sub-Fund and its Index that will not normally exceed 1%.

Risk Indicator (Source : Fund Admin)



Lower Risk

Higher Risk

The SRI represents the risk and return profile as presented in the Key Information Document (KID). The lowest category does not imply that there is no risk. The SRI is not guaranteed and may change over time. The risk indicator assumes you keep the product for 5 years. The summary risk indicator is a guide to the level of risk of this product compared to other products. It shows how likely it is that the product will lose money because of movement in the markets or because we are not able to pay you.

Returns (Source: Fund Admin) - Past performance does not predict future returns

Performances from 11/09/2018 to 31/10/2025 (Source : Fund Admin)



Risk indicators (Source: Fund Admin)

	1 year	3 years	Inception to date *
Portfolio volatility	16.60%	14.03%	16.48%
Benchmark volatility	16.61%	14.04%	16.46%
Ex-post Tracking Error	0.05%	0.05%	0.09%
Sharpe ratio	0.29	0.56	0.58

* Volatility is a statistical indicator that measures an asset's variations around its average value. For example, market variations of +/- 1.5% per day correspond to a volatility of 25% per year. The higher the volatility, the higher the risk. The Tracking Error indicator measures the performance's difference between the fund and the benchmark

Cumulative returns* (Source: Fund Admin)

	YTD Since 31/12/2024	1 month 30/09/2025	3 months 31/07/2025	1 year 31/10/2024	3 years 31/10/2022	5 years 30/10/2020	Since 11/09/2018
Portfolio	1.51%	2.85%	5.58%	7.75%	34.74%	76.80%	106.43%
Benchmark	1.47%	2.86%	5.59%	7.71%	34.87%	77.48%	107.51%
Spread	0.04%	-0.01%	-0.01%	0.04%	-0.13%	-0.68%	-1.07%

Calendar year performance* (Source: Fund Admin)

	2024	2023	2022	2021	2020
Portfolio	16.03%	20.45%	-17.00%	-	-
Benchmark	16.05%	20.58%	-16.91%	-	-
Spread	-0.03%	-0.14%	-0.09%	-	-

* Source : Amundi. The above cover complete periods of 12 months for each calendar year. **Past performance is no predictor of current and future results and does not guarantee future yield**. Any losses or gains do not take into consideration any costs, commissions and fees incurred by the investor in the issue and buyout of the shares (e.g. taxes, brokerage fees or other commissions deducted by the financial intermediary). If performance is calculated in a currency other than the euro, any losses or gains generated can thereby be affected by exchange rate fluctuations (both upward and downward). The discrepancy accounts for the performance difference between the portfolio and the index.

EQUITY

Meet the Team

**Lionel Brafman**

Head of the Index & Multistrategies team

**Ibrahima Diagne**

Portfolio Manager

**Shan Zhao**

Co-Portfolio Manager

Index Data (Source : Amundi)

Description of the Index

The Index is an equity index based on the MSCI World index representative of the large and mid-cap stocks across 23 developed market countries (the "Parent Index"). The Index provides exposure to companies with outstanding environmental, social and governance ("ESG") ratings and excludes companies whose products have negative social or environmental impacts. Additionally, the Index aims to represent the performance of a strategy that reweights securities based upon the opportunities and risks associated with the climate transition to meet the EU Paris-aligned benchmark ("EU PAB") regulation minimum requirements.

Information (Source: Amundi)

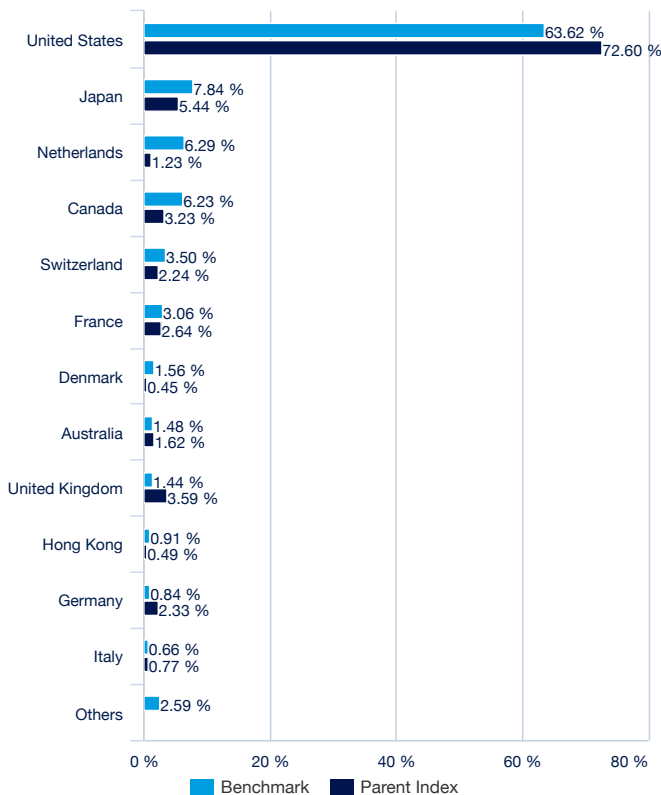
Asset class : **Equity**Exposure : **International**Benchmark index currency : **USD**Holdings : **301**

Top 10 benchmark holdings (source : Amundi)

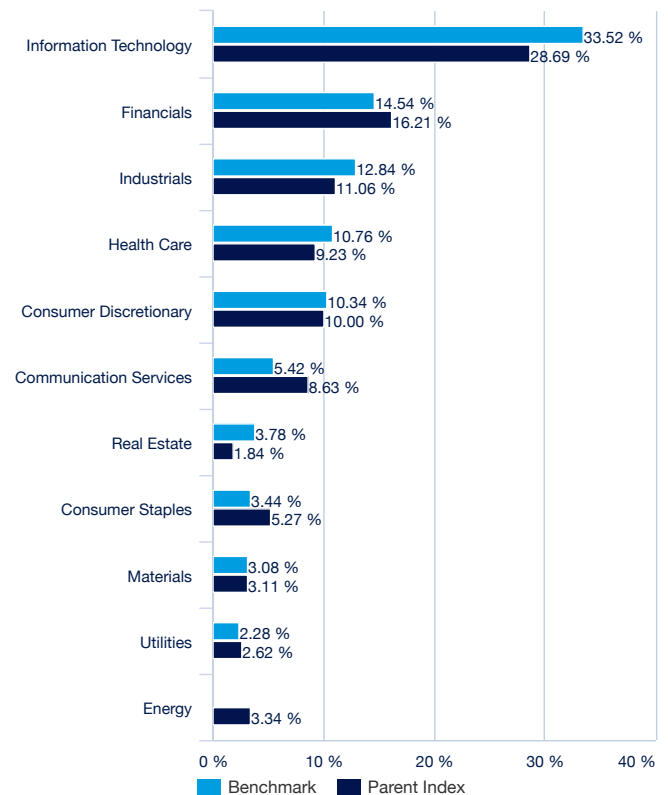
	% of assets (Index)	% assets (Parent index)
NVIDIA CORP	6.12%	6.04%
ASML HOLDING NV	4.84%	0.52%
LAM RESEARCH CORP	2.44%	0.25%
SHOPIFY INC-A CAD	2.35%	0.26%
HOME DEPOT INC	2.30%	0.46%
APPLIED MATERIALS INC	2.13%	0.23%
SERVICENOW INC	2.13%	0.24%
INTUIT INC	2.01%	0.22%
INTEL CORP	1.98%	0.21%
WALT DISNEY CO/THE	1.73%	0.25%
Total	28.04%	8.68%

Parent index : **MSCI WORLD**

Geographical breakdown (for illustrative purposes only - Source: Amundi)

Parent index : **MSCI WORLD**

Benchmark Sector breakdown (for illustrative purposes only - Source : Amundi)

Parent index : **MSCI WORLD**

EQUITY ■

Socially Responsible Investment (SRI)

The SRI expresses sustainable development objectives in investment decisions by adding Environmental, Social and Governance (ESG) criteria in addition to the traditional financial criteria.

SRI thus aims to balance economic performance and social and environmental impact by financing companies and public entities which contribute to sustainable development whatever their business sector. By influencing the governance and behaviour of stakeholders, SRI promotes a responsible economy.

Evaluation by ESG criteria (Source: Amundi)

	Index	Parent index
Overall Rating	8.47	6.64
Environment	7.00	6.63
Social	6.46	5.24
Governance	6.63	5.78

Parent index : **MSCI WORLD**

ESG criteria

The criteria are extra-financial criteria used to assess the Environmental, Social and Governance practices of companies.

Environmental, Social, and Governance risks and opportunities are posed by large scale trends (e.g. climate change, resource scarcity, demographic shifts) as well as by the nature of the company's operations.

Scores are on a 0-10 scale, with 10 being the best.

"E" for Environment (Climate Change, Natural Resources, Pollution & Waste and Environmental Opportunities)

"S" for Social (Human Capital, Product Liability, Stakeholder Opposition and Social Opportunities)

"G" for Governance (Corporate Governance and Corporate Behavior)

Source: Raw ESG datas for companies are provided by MSCI

Carbon footprint**Carbon footprint: carbon emissions per euro million invested**

	Index	Parent Index
Total carbon portfolio footprint (Index/Parent index) :	13.78	51.15

Carbon footprint

This indicator measures the portfolio's carbon emissions in metric tonnes of carbon equivalent (tCO₂e) per euro million invested.

This is an indicator of the emissions generated by investment in this portfolio.

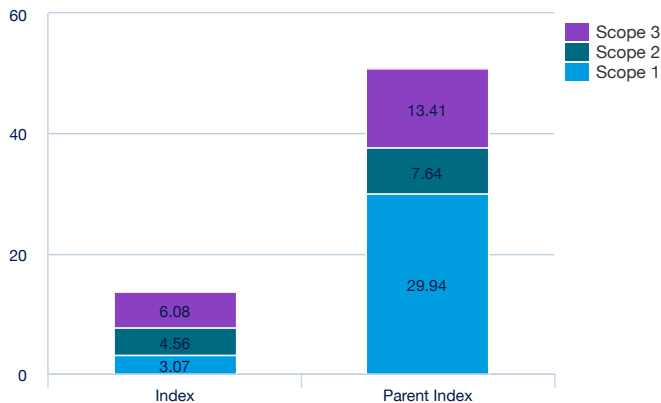
Definition of scopes :

- **Scope 1** : all emissions that arise directly from sources that are owned or controlled by the company.

- **Scope 2** : all indirect emissions generated by the purchase or production of electricity, steam or heat.

- **Scope 3** : All other indirect emissions, upstream and downstream of the value chain. For reasons of data robustness, Amundi has chosen to use emissions from activities upstream of Scope 3 - Source: Trucost EEI-O model (input/output model extended to the Trucost environment).

Source : The carbon emissions data is supplied by Trucost. It corresponds to companies' annual emissions expressed in tCO₂e, which covers the six greenhouse gases defined in the Kyoto protocol whose emissions are converted into global warming potential (GWP) in CO₂ equivalent.



Parent index : **MSCI WORLD**

EQUITY ■

Principal characteristics (Source : Amundi)

Fund structure	ICAV Irish
UCITS compliant	UCITS
Management Company	Amundi Ireland Limited
Administrator	HSBC Securities Services (Ireland) DAC
Custodian	HSBC Continental Europe
Independent auditor	PRICEWATERHOUSECOOPERS
Share-class inception date	17/01/2024
Date of the first NAV	11/09/2018
Share-class reference currency	EUR
Classification	-
Type of shares	Accumulation
ISIN code	IE000Y77LGG9
Minimum investment to the secondary market	1 Share(s)
Frequency of NAV calculation	Daily
Management fees and other administrative or operating costs	0.18%
Fiscal year end	December

Listing data (source : Amundi)

Place	Hours	CCY	Mnemo	Bloomberg Ticker	Bloomberg iNAV	Reuters RIC	Reuters iNAV
Nyse Euronext Paris	-	EUR	WSRI	WSRI FP	IWSRIEIV	WSRI.PA	IWSRIINAV=SOLA
Deutsche Börse	-	EUR	XAMB	XAMB GY	IWSRIEIV	XAMB.DE	IWSRIINAV=SOLA
Deutsche Börse	-	GBP	XAM0	XAM0 GY	IWSRIGIV	XAMGBBP.DE	IWSRIGBPINAV=SOLA
Borsa Italiana	-	EUR	WSRI	WSRI IM	IWSRIEIV	WSRI.MI	IWSRIINAV=SOLA
Six Swiss Exchange	-	USD	WESG	WESG BW	-	WESG.BN	-
Nyse Euronext Amsterdam	-	USD	WSRI	WSRI NA	-	WSRI.AS	-
BIVA	-	MXN	WSRIN1	WSRIN1	-	-	-

Contact

ETF Sales contact

France & Luxembourg	+33 (0)1 76 32 65 76
Germany & Austria	+49 (0) 800 111 1928
Italy	+39 02 0065 2965
Switzerland (German)	+41 44 588 99 36
Switzerland (French)	+41 22 316 01 51
United Kingdom	+44 (0) 20 7 074 9598
UNITED KINGDOM (Instit)	+44 (0) 800 260 5644
Netherlands	+31 20 794 04 79
Nordic countries	+46 8 5348 2271
Hong Kong	+65 64 39 93 50
Spain	+34 914 36 72 45

ETF Capital Markets contact

Téléphone	+33 (0)1 76 32 19 93
Bloomberg IB Chat	Capital Markets Amundi ETF
	Capital Markets Amundi HK ETF

ETF Market Makers contact

BNP Paribas	+33 (0)1 40 14 60 01
Kepler Cheuvreux	+33 (0)1 53 65 35 25

Amundi contact

Amundi ETF
90 bd Pasteur
CS 21564
75 730 Paris Cedex 15 - France
Hotline : +33 (0)1 76 32 47 74
info-etf@amundi.com

EQUITY ■

Index Providers

THE SUB-FUND IS NOT SPONSORED, ENDORSED, SOLD OR PROMOTED BY MSCI INC. ("MSCI"), ANY OF ITS AFFILIATES, ANY OF ITS INFORMATION PROVIDERS OR ANY THIRD PARTY INVOLVED IN, OR RELATED TO, COMPILING OR CREATING ANY MSCI INDEX (COLLECTIVELY, THE "MSCI PARTIES"). THE MSCI INDICES ARE THE EXCLUSIVE PROPERTY OF MSCI AND ARE SERVICE MARKS OF MSCI OR ITS AFFILIATES. THE MSCI INDICES HAVE BEEN LICENSED FOR USE FOR CERTAIN PURPOSES BY AMUNDI. NONE OF THE MSCI PARTIES MAKES ANY REPRESENTATION OR WARRANTY, EXPRESS OR IMPLIED, TO THE ISSUER OR OWNERS OF THIS SUB-FUND OR ANY OTHER PERSON OR ENTITY REGARDING THE ADVISABILITY OF INVESTING IN SUBFUNDS GENERALLY OR IN THIS PARTICULAR SUB-FUND OR THE ABILITY OF ANY MSCI INDEX TO TRACK CORRESPONDING STOCK MARKET PERFORMANCE. MSCI OR ITS AFFILIATES ARE THE LICENSORS OF CERTAIN TRADEMARKS, SERVICE MARKS AND TRADE NAMES AND OF THE MSCI INDICES WHICH ARE DETERMINED, COMPOSED AND CALCULATED BY MSCI WITHOUT REGARD TO AMUNDI OR THIS SUB-FUND OR THIS SUB-FUND'S UNITHOLDERS OR ANY OTHER PERSON OR ENTITY. NONE OF THE MSCI PARTIES HAS ANY OBLIGATION TO TAKE THE NEEDS OF THE AMUNDI, THIS SUB-FUND'S UNITHOLDERS OR ANY OTHER PERSON OR ENTITY INTO CONSIDERATION IN DETERMINING, COMPOSING OR CALCULATING THE MSCI INDICES. NONE OF THE MSCI PARTIES IS RESPONSIBLE FOR OR HAS PARTICIPATED IN DETERMINATION OF THE TIMING OF, PRICES AT, OR QUANTITIES OF THIS SUB-FUND TO BE ISSUED OR IN THE DETERMINATION OR CALCULATION OF THE EQUATION BY OR THE CONSIDERATION INTO WHICH THIS SUB-FUND IS REDEEMABLE. FURTHERMORE, NONE OF THE MSCI PARTIES HAS ANY OBLIGATION OR LIABILITY TO THE ISSUER OR OWNERS OF THIS SUB-FUND OR ANY OTHER PERSON OR ENTITY IN CONNECTION WITH THE ADMINISTRATION, MARKETING OR OFFERING OF THIS SUB-FUND. ALTHOUGH MSCI SHALL OBTAIN INFORMATION FOR INCLUSION IN OR FOR USE IN THE CALCULATION OF THE MSCI INDICES FROM SOURCES THAT MSCI CONSIDERS RELIABLE, NONE OF THE MSCI PARTIES WARRANTS OR GUARANTEES THE ORIGINALITY, ACCURACY AND/OR THE COMPLETENESS OF ANY MSCI INDEX OR ANY DATA INCLUDED THEREIN. NONE OF THE MSCI PARTIES MAKES ANY WARRANTY, EXPRESS OR IMPLIED, AS TO RESULTS TO BE OBTAINED BY THE ISSUER OF THE SUB-FUND, OWNERS OF THE SUB-FUND, OR ANY OTHER PERSON OR ENTITY, FROM THE USE OF ANY MSCI INDEX OR ANY DATA INCLUDED THEREIN. NONE OF THE MSCI PARTIES SHALL HAVE ANY LIABILITY FOR ANY ERRORS, OMISSIONS OR INTERRUPTIONS OF OR IN CONNECTION WITH ANY MSCI INDEX OR ANY DATA INCLUDED THEREIN. FURTHERMORE, NONE OF THE MSCI PARTIES MAKES ANY EXPRESS OR IMPLIED WARRANTIES OF ANY KIND, AND THE MSCI PARTIES HEREBY EXPRESSLY DISCLAIM ALL WARRANTIES OF MERCHANTABILITY AND FITNESS FOR A PARTICULAR PURPOSE, WITH RESPECT TO EACH MSCI INDEX AND ANY DATA INCLUDED THEREIN. WITHOUT LIMITING ANY OF THE FOREGOING, IN NO EVENT SHALL ANY OF THE MSCI PARTIES HAVE ANY LIABILITY FOR ANY DIRECT, INDIRECT, SPECIAL, PUNITIVE, CONSEQUENTIAL OR ANY OTHER DAMAGES (INCLUDING LOST PROFITS) EVEN IF NOTIFIED OF THE POSSIBILITY OF SUCH DAMAGES.

Important information

This document is of an informative, non-contractual nature. The main characteristics of the funds are mentioned in the legal documentation available on the AMF website or on request made to the main offices of the management company. The legal documentation will be sent to you prior to subscribing to a fund. The duration of the Fund is unlimited. To invest means to assume risks: the values of PPCVM stocks and shares are subject to market fluctuations and investments made may vary both upwards and downwards. Therefore, POCVM subscribers may lose all or part of the capital initially invested. Any person interested in investing in an OPCVM should, preferably prior to subscription, to ensure this is in accordance with their pertaining legislation as well as the tax consequences of such an investment and have knowledge of the valid legal documents of each OPCVM. The source of the data contained in this document is Amundi, unless otherwise mentioned. The date of the data contained herein is that indicated in the MONTHLY REPORT, unless otherwise stated. Please note that the management company may de-notify arrangements made for marketing as regards units or shares of the Fund in a Member State of the EU in respect of which it has made a notification.

Certain information ©2021 MSCI ESG Research LLC. Reproduced by permission. Although Amundi information providers, including without limitation, MSCI ESG Research LLC and its affiliates (the "ESG Parties"), obtain information (the "Information") from sources they consider reliable, none of the ESG Parties warrants or guarantees the originality, accuracy and/or completeness, of any data herein and expressly disclaim all express or implied warranties, including those of merchantability and fitness for a particular purpose. The Information may only be used for your internal use, may not be reproduced or disseminated in any form and may not be used as a basis for, or a component of, any financial instruments or products or indices. Further, none of the Information can in and of itself be used to determine which securities to buy or sell or when to buy or sell them. None of the ESG Parties shall have any liability for any errors or omissions in connection with any data herein, or any liability for any direct, indirect, special, punitive, consequential or any other damages (including lost profits) even if notified of the possibility of such damages.